



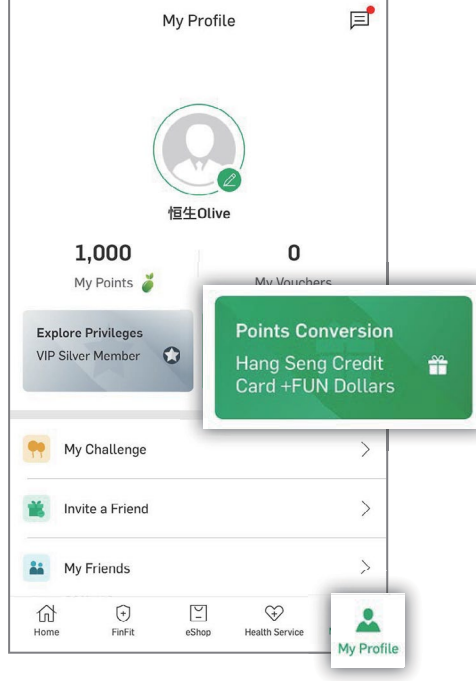
How to bind your Hang Seng Credit Card to the Hang Seng Olive Wellness App

(Only applicable to Olive VIP Gold Members or VIP Silver Members)

Step 1

Logon to **Hang Seng Olive Wellness App**

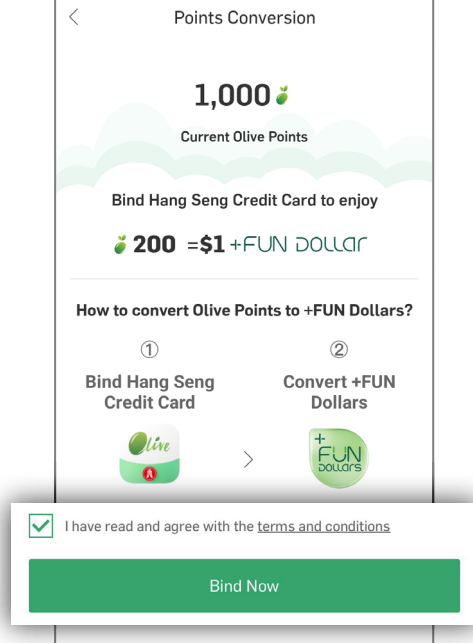
> Tap **"My Profile"** > **"Points Conversion"**



Step 2

Read the Terms and Conditions and **check the box to accept**

> Tap **"Bind Now"**



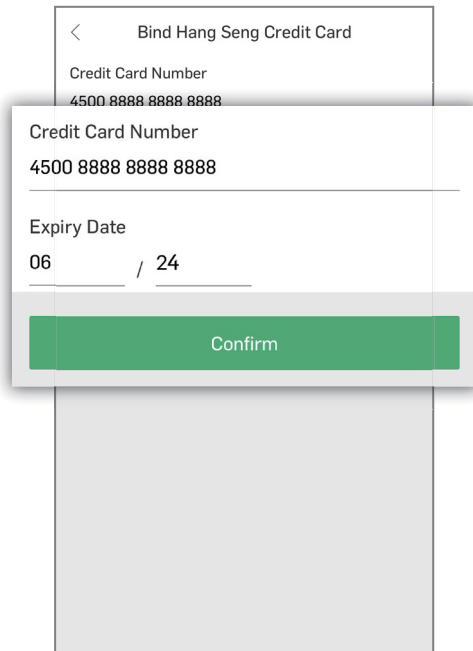
Step 3

Input the details of your **Eligible Hang Seng Credit Card**

> Tap **"Confirm"** to bind the card

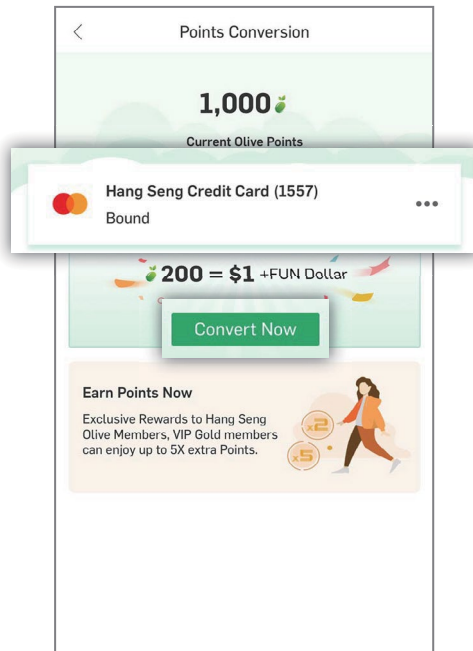
Remark:

This is OTP verification. As authorised, Hang Seng will withhold HK\$0.1 temporarily, from your eligible Hang Seng Credit Card Account for credit card authentication purposes. Such amount will not be posted in your credit card account and the relevant authorisation will be terminated immediately upon completion of the authentication.



Step 4

Upon completion, you can **see your bound credit card account and convert your Olive Points to +FUN Dollars** on the Points Conversion page.

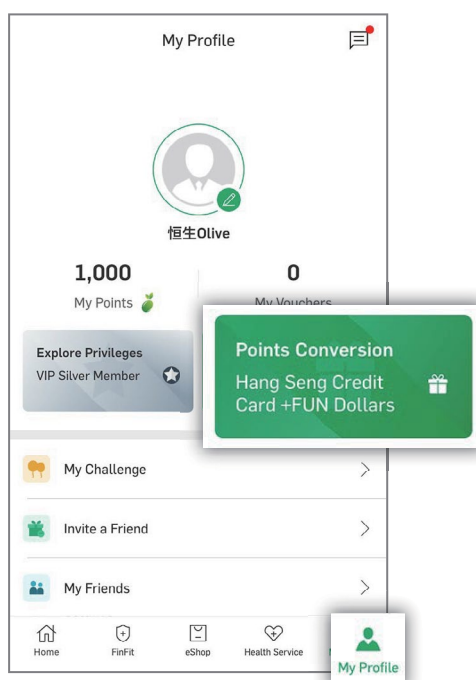


How to convert your Olive Points to +FUN Dollars

(Only applicable to Olive VIP Gold Members or VIP Silver Members)

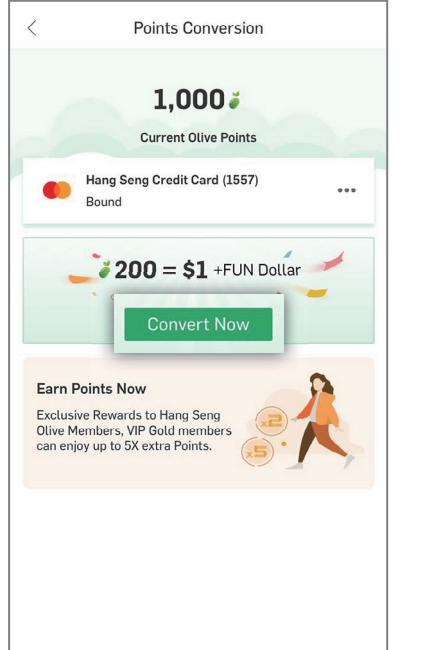
Step 1

After binding your Hang Seng Credit Card, tap **"My Profile"** > **"Points Conversion"**



Step 2

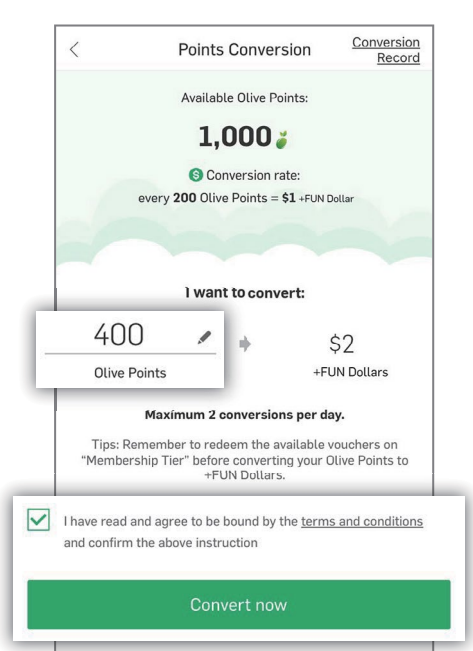
You can see your bound credit card account on the Points Conversion page, for conversion to +FUN Dollars > Tap **"Convert Now"**



Step 3

Enter the Olive Points for conversion > Read the Terms and Conditions and **check the box to confirm the instruction**

> Tap **"Convert Now"** to convert your Olive Points to +FUN Dollars

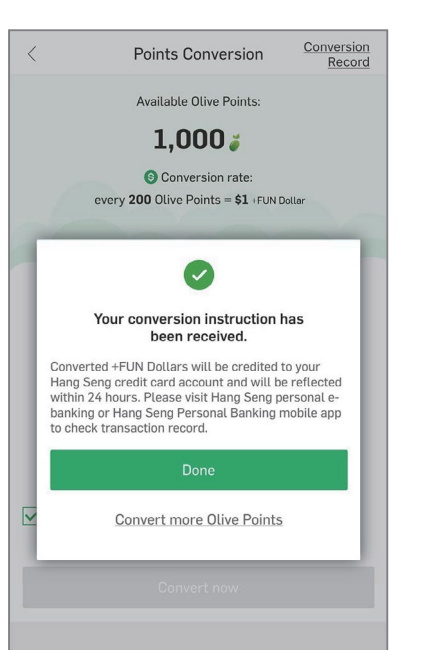


Step 4

A successful conversion message will be shown upon completion. You can logon to Hang Seng Personal e-Banking to check your +FUN Dollars balance

Remark:

Once the conversion application has been successfully approved and confirmed by Hang Seng, the relevant Olive Points will be instantly deducted by the system from your Olive member account. You can check your balance at "My Points" on Hang Seng Olive. The relevant +FUN Dollars will be automatically credited to your bound credit card account within 24 hours. You can logon to Hang Seng Personal e-Banking to check your +FUN Dollars balance after conversion. If the relevant +FUN Dollars are not credited to your account within 24 hours after the conversion, the relevant Olive Points will be returned. Please check if your Olive Points have been returned accordingly at "My Points" on Hang Seng Olive.



Step 5

Upon successful conversion, you can check Points Conversion history on the **"My Points"** page.

